



CHACHA NEHRU BAL CHIKITSALAYA  
(An Autonomous Institute under Govt. of NCT of Delhi)  
Geeta Colony : Delhi - 110031

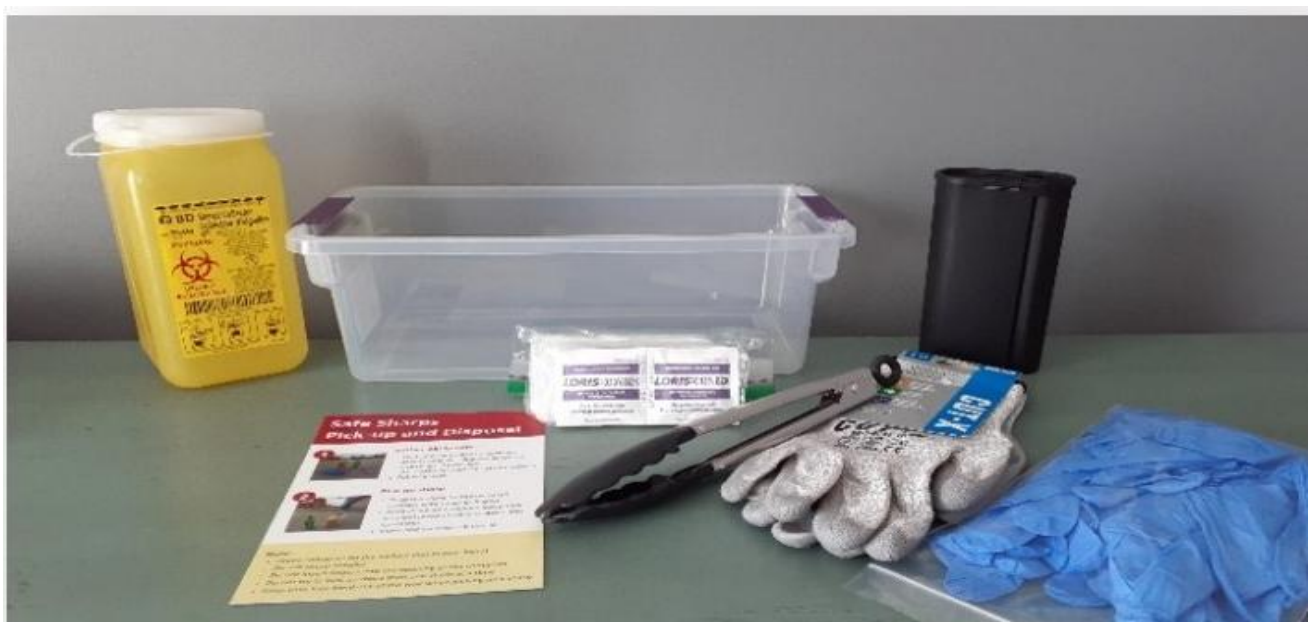


## SWACHHTA DRIVE “दिल्ली को कूड़े से आज़ादी”

1<sup>st</sup> AUGUST TO 31<sup>st</sup> AUGUST 2025



S.NO.	CONTENT	PAGE NO.
1.	BACKGROUND	03
2.	REPORT OF 17 <sup>th</sup> AUGUST 2025	04
3.	TRAINING ON SAFE INJECTION PRACTICES	05-08
4.	SHARP HANDLING	09-11



## BACKGROUND

As we enter the 17<sup>th</sup> day of the initiative inspired by the Hon'ble Prime Minister Shri Narendra Modi's vision of #Viksit Bharat2047 and the Swachh Bharat Mission, the Hon'ble Chief Minister of Delhi, Smt. Rekha Gupta, launched a month-long cleanliness drive from August 1<sup>st</sup> to August 31<sup>st</sup> 2025. This drive aims to achieve "दिल्ली को कूड़े से आज़ादी" with a renewed spirit and enthusiasm.🌱

In response to directives from the Department of Health and Family Welfare, GNCT of Delhi, a month-long Swachhata Drive has been organized in Delhi from August 1<sup>st</sup> to August 31<sup>st</sup>. The focus will be on cleanliness, including community clean-up activities and efforts to reduce plastic usage. Key highlights include enhanced activities as listed below:

Let's unite for a cleaner, greener, garbage-free Delhi! 🇮🇳

2025, under the theme "दिल्ली को कूड़े से आज़ादी".



## **REPORT OF 17<sup>th</sup> AUGUST ACTIVITY**

### **“Safe Injections, Smart Disposal- Protect Patients, Protects Yourself!”**

Safe Injection practices and proper handling of sharps are critical components of patient and healthcare worker safety. Hospitals are high-risk environments where unsafe injection practices or improper handling and disposal of sharps like needles etc can lead to the transmission of blood born infections such as Hepatitis B, Hepatitis C and HIV.

### **Activity on 17<sup>th</sup> August 2025**

Being the part of ongoing Swachhta drive CNBC has been actively completed today's activity on Safe Injection & Sharp handling.

**1<sup>st</sup> Activity (Safe Injection):** Quality Management Division has organized a demonstration program on Safe Injection practices for nursing officers. Pre and post procedure assessment was also done with the help of pre-structured questionnaire. IEC related to safe injection practices are displayed in all patient care areas.


**2<sup>nd</sup> Activity (Sharp Handling);** QMD in collaboration with BMW management department organized training program all categories of hospital on Sharp handling and safe disposal. IEC related to safe handling and disposal of sharp displayed in all patient care areas.



## TRAINING ON SAFE INJECTION PRACTICES











Chikitsalaya

ts  
ne

AFTER TOUCHING A PATIENT

5 AFTER TOUCHING PATIENT SURROUNDINGS

Chacha Nehru Bal Chikitsalaya

**6 RIGHTS**  
of medication  
administration

01	Right Client
02	Right Route
03	Right Drugs
04	Right Dose
05	Right Time
06	Right Documentation

**5S LEAN WORKPLACE**

	<p><b>1. SORT</b></p> <p>Keeping only what is necessary and discard everything else - when in doubt, throw it out.</p>
	<p><b>2. SET IN ORDER</b></p> <p>Organizing and labeling only necessary items for easy use and return by anyone.</p>
	<p><b>3. SHINE</b></p> <p>Sweep and clean for a safe and preventative environment.</p>
	<p><b>4. STANDARDIZE</b></p> <p>Establishing three standard.</p>
	<p><b>5. SUSTAIN</b></p> <p>Making a habit of correct process.</p>

**SEQUENCE FOR PERSONAL PROTECTIVE EQUIPMENT (PPE)**

The type of PPE used will vary depending on the type of airborne infection isolation type of PPE.

- 1. GOWN**
  - Fully cover torso to end of wrists,
  - Fasten in back of
- 2. MASK OR**
  - Secure ties or elastics of head and neck
  - Fit flexible band to
  - Fit snug to face and
  - Fit-check respiratory
- 3. GOGGLES**
  - Place over face and
- 4. GLOVES**
  - Extend to cover wrist

982633

**USE SAFE WORK PRACTICES AND LIMIT THE**

- Keep hands away from face
- Limit surface contact
- Change gloves when
- Perform hand hygiene



## SHARP HANDLING













**CHACHA NEHRU BAL CHIKITSALAYA**  
(An Autonomous institute Under Govt. Of NCT of Delhi,  
Geeta Colony, Delhi 110031



## BIOMEDICAL WASTE CATEGORIES AND SEGREGATION COLLECTION

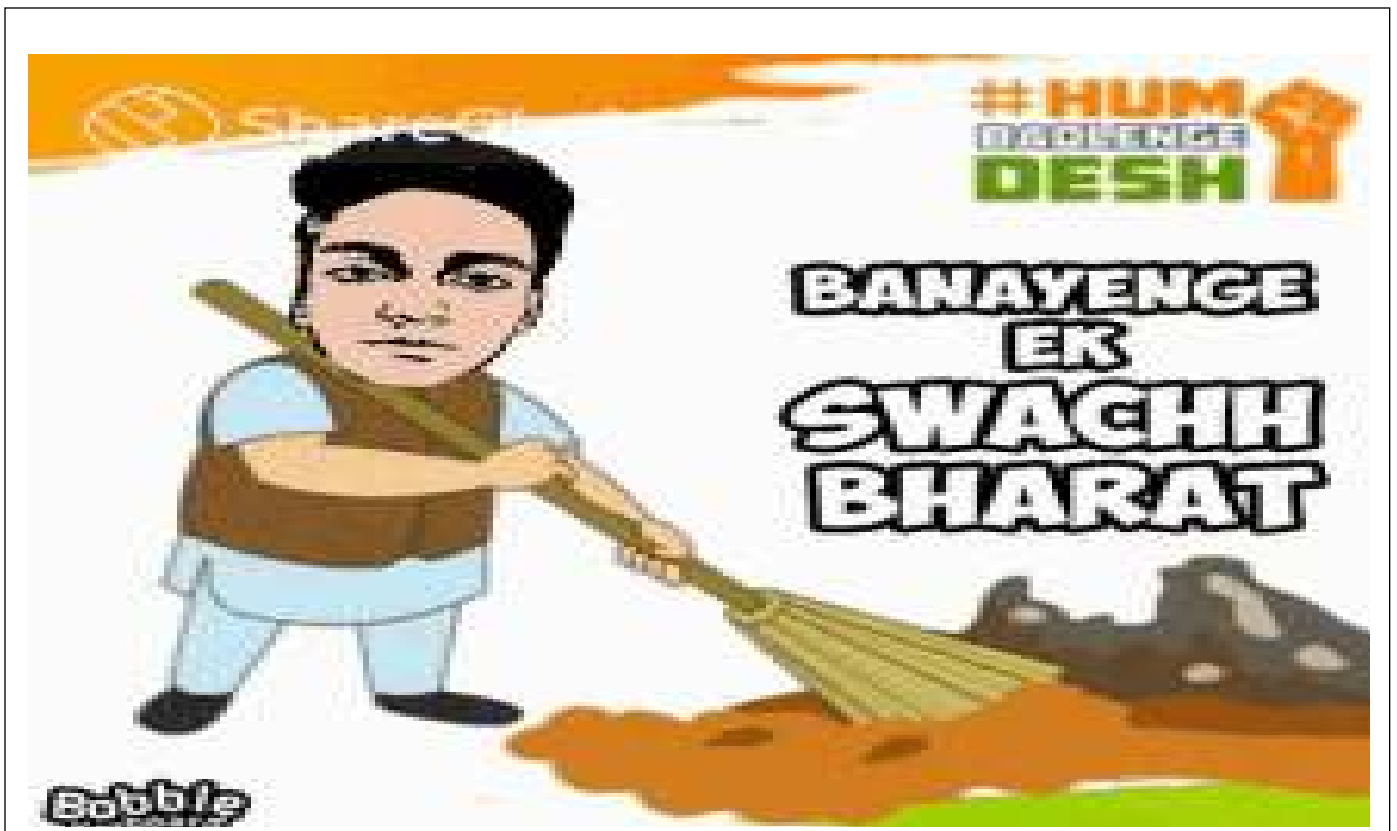


BAG COLOUR	CONTENTS
 <b>RED BAG</b>	<b>CONTAMINATED RECYCLABLE WASTE</b> For the chemical treatment of syringes without needles, drainage tubes, IV tubing's, plastic bottles (if contaminated with blood), urine bags, gloves, vacutainers.
 <b>YELLOW BAG</b>	<b>ANATOMICAL PARTS, SOILED INFECTED WASTE AND LAB WASTE, DISCARDED EXPIRED MEDICINES AND CHEMICAL WASTE</b> For amputated body parts/ human tissues. For disposal of dressings and other contaminated materials, For the discard of blood, blood bags, body fluids, microbiological waste, discarded or expired medicines, chemical waste. Discarded linen, mattress, bedding contaminated with blood or body fluids.
 <b>BLUE BOX</b>	<b>GLASSWARE</b> For broken or discarded & contaminated glass including medicine vials & ampoules except those contaminated with cytotoxic waste.
 <b>SHARPS CONTAINER</b>	<b>METAL SHARPS PUNCTURE PROOF</b> For the disposal of waste metal sharps. Includes needles, stylet, lancets and blades.

Any waste bag should not be kept in unit more than 24 hours. All waste containers are discarded before they are 2/3<sup>rd</sup> full

## Today's Goals are

- Ensure Patient Safety
- Protect Healthcare Workers
- Promote Proper Sharp Waste management
- Raise staff Awareness
- Follow national and international guidelines for injection safety and sharp handling.



### CONTRIBUTERS

Dr. Seema Kapoor, Director  
Dr. Manish Kumar, Head of Office  
Dr. Aikta Gupta, Quality Manager  
Quality team & BMWM  
Mr. Harish, PA to HOO



THANK

YOU